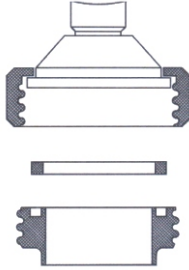


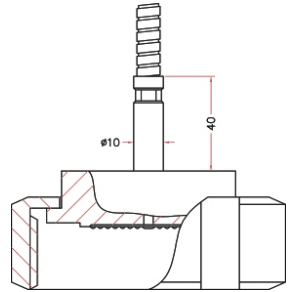


# HYGEIA SMS FEMALE

PCI's Hygeia range of hygienic or sanitary diaphragm seal systems are manufactured to the highest possible standard for use in all food process, pharmaceutical and chemical applications. 3-A approved and with in-house laser-welded diaphragms, they can be fitted to any pressure transmitter, switch or gauge.



## SMS female diaphragm seal system



Process Standard / Connection Size	ASME DIN	1½"	2"	3"
		DN40	DN50	DN80
Thread Inner Diameter (mm)		56.8	61	91.5

### Standard Features:

process connection	AISI-316 L
diaphragm material	AISI-316 L
diaphragm finish	high polish
transmission fluid	TO - 05 (FDA)



Process Standard / Connection Size	ASME DIN	1"	1½"	2"	3"
		DN25	DN40	DN50	DN80
Max. Process Pressure at 20 °C (bar)		10	40	25	25
Min. Span for GP & AP (mbar)		2000	2000	1250	200
Min. Span for DP (mbar)		-	-	300	20
Min. Pressure Range for PI (bar)		4	2.5	1.6	0.5
Max. Capillary Length (metre)		-	6	10	15
Min./Max. Process Temperature (°C)		-30 /+180	-30 /+180	-30 /+180	-30 /+180



OPTIONS	
Transmission Fill	TO - 01, TO - 02, TO - 03, TO - 05, TO - 11, TO - 17, TO - 23, TO - 31, TO - 41, TO - 47
Capillary	Seamless AISI-316 L,
Armour	Flexible stainless steel
Certificates	calibration test certificate, conformity certificate on pressurized parts (2.2), EN 10204 3.1.B material certificate, MR 01.75 NACE certificate

## Instrument Limitations

Process Connection SMS Female		Minimum Span (mbar)			Pressure Gauge Minimum Range (bar)		
		Transmitter Type			Gauge Diameter (mm)		
Connection Size	Diaphragm Diameter (mm)	GP	AP	DP	ø 63	ø 100	ø 160
1" / DN25	<b>22</b>	2000	2000	-	4	4	-
1½" DN40	<b>32</b>	2000	2000	-	2.5	2.5	-
2" / DN50	<b>46</b>	1250	1250	300	1.6	1.6	1.6
3" / DN80	<b>72</b>	200	200	20	0.5	0.5	0

### Effects of temperature on pressure readings per ±10 °C ( in mbar) ~ measured from 20°C

Process Connection SMS Female		Transmitters					Gauges				
		GP	AP	DP	Seal	Capillary per metre	Pressure (bar)	Gauge Diameter			Seal
Connection Size	Diaphragm Diameter (mm)						ø 63	ø 100	ø 160		
1" DN25	22						< 20	100	100		200
1½" / DN40	32	20	20		17	70	< 40	63	63		17
2" / DN50	46	5	5		5	10.35					
2" / DN50	46			0.05	1.24	2.28	< 40	13	52	90	7.2
3" / DN80	72	0.6	0.6		1	1.2					
3" / DN80	72			0.05	0.24	0.2	< 40	1	4	8	1.2

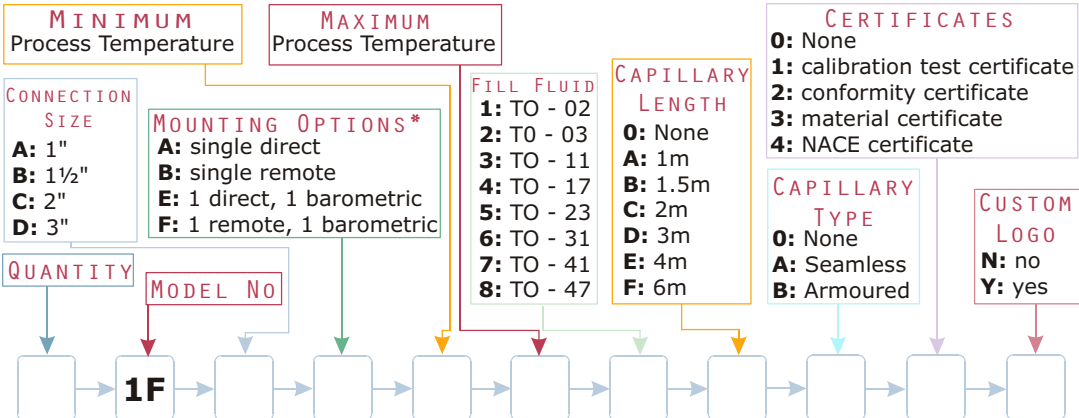
DP = differential pressure   GP = gauge pressure   AP = absolute pressure



## ORDERING MATRIX

Locate the order code for your specification and enter it into the appropriate box. See the Diaphragm Seals introduction for more information about each component.

\* For mounting options C & D, please use the universal Differential Pressure ordering matrix



Can be fitted to PG TR PS

Select the instrument you want to have connected to this seal and write in the complete order number in the empty matrix above. Together with the seal order number this completes the specifications for your instrument.

Seals ~  
Diaphragm

See the introduction notes on ordering if you experience any difficulties with the matrix.